


Upshire Primary School
INSPIRE* EXCITE* ACHIEVE



Science Curriculum Overview

	Development Matters	Early Learning Goals
Reception	<p>Explore the natural world around them. Describe what they see, hear and feel whilst outside. Recognise some environments that are different from the one in which they live. Understand the effect of changing seasons on the natural world around them.</p>	<p>Explore the natural world around them, making observations and drawing pictures of animals and plants Know some similarities and differences between the natural world around them and contrasting environments, drawing on their experiences and what has been read in class Understand some important processes and changes in the natural world around them, including the seasons and changing states of matter.</p>


Upshire Primary School
INSPIRE* EXCITE* ACHIEVE



Science Curriculum Overview

	Autumn		Spring		Summer	
EYFS	Ourselves Traditional Tales	Seasons, Celebrations	Spring – Growing and changing	Minibeasts, Animals and Habitats	Dinosaurs Transport	Around the World
	Discussing their home environments, children learn how their own environments differ from those of their classmates. They learn to name and describe their senses, linking these to body parts. They explore their senses, identifying what they can see hear and feel in different locations around the school.	Exploring the seasonal changes they see in the world around them and talking about what they see, hear and feel whilst outside. Pupils observe and discuss the effects of the changing seasons on the natural world around them. During the Winter, they explore the process of freezing and melting through exploration of the outdoors. Through exploring celebrations in different parts of the world, children recognise that some environments are different to those in which they live.	Exploring the seasonal changes seen outside during Spring, children compare these to previous seasons. Children plant seeds and observe the growth of their plants, learning how to care for them. They make observations and drawing of plants. Children learn about the growth and changes seen in animals including frogs and butterflies and make observational drawings of butterflies.	Venturing outside, children explore the natural world as they look for minibeasts in their natural habitats. They describe what they see, hear and feel as they discuss differing habitats of minibeasts. Looking closely at the minibeasts they find, they create observational drawings.	Children learn to compare features of different dinosaurs and discuss the reasons for these features. They make observational drawings of a range of dinosaurs. Looking at prehistoric worlds, they compare these to their own environments.	Learning about a range of locations around the world, including the Arctic, rainforests and deserts, children learn to compare similarities and differences between the natural world around them and contrasting environments. They share their knowledge and experiences of other environments, sharing holiday photos and listening to people who have experiences of living in different parts of the world. They deepen their knowledge through listening to stories set in a range of contrasting environments.
Year 1	Materials	Forces, Earth and space	Animals, including humans		Plants	Making connections
	Everyday materials Identifying the difference between objects and materials, children explore their surroundings to find examples of each. They work scientifically by planning tests,	Seasonal changes Reflecting on their own experiences, children learn about the four seasons and the weather associated with each. Pupils explore how seasonal changes affect trees, daylight hours and our choices	Sensitive bodies Familiarising themselves with the basic parts of the human body, children investigate their senses through stimulating experiences that highlight how we interact with the world	Comparing animals Studying both local and global animals, children recognise common characteristics and physical features. They use this information to make comparisons and classify animals. Pupils	Introduction to plants Venturing outside, children identify and name a variety of common wild and garden plants, including deciduous and evergreen trees. They use magnifying glasses	Investigating science through stories Using picture books and hands-on outdoor activities, children broaden their understanding of plants and animals. They gather and record data


Upshire Primary School
INSPIRE* EXCITE* ACHIEVE



Science Curriculum Overview

	making observations and recording data. Pupils use results to answer questions and sort and group materials based on their properties.	about outfits. They plan and carry out their own weather reports, considering the knowledge required for this job.	around us. They work scientifically, using their senses to make observations, spot patterns and use data to answer questions. They develop an understanding of how science can support those who have lost sensory function and consider how firefighters use their senses at work.	consider the most effective way to collect data about class pets and record their findings in a block chart. They develop their understanding of classification by comparing the dietary habits of different animals and role play as Jane Goodall carrying out research into chimpanzees in the wild.	to observe and name plant parts and draw and label diagrams of flowers. Children closely observe leaves and sort them into groups based on their appearance. They use non-standard units to measure leaf length and record their observations in a table. Pupils investigate if beans need water for growth and identify edible plant parts.	to find out if taller trees have larger trunks and recap the features of different animal groups. They identify animals by closely observing footprints and construct waterproof animal homes with natural materials. Pupils sort birds according to their diet and seek patterns in their physical characteristics.
Year 2	Living things and their habitats		Materials		Animals, including humans	
	Habitats	Microhabitats	Uses of everyday materials	Life cycles and health	Plant growth	Making Connections
	Considering the life processes that all living things have in common, pupils classify objects into alive, was once alive or has never been alive. Pupils explore global habitats, naming plants and animals that can be found there. They learn how a range of different living things depend on each other for food or shelter. Pupils explore this further by creating food chains to show the sequence that living things eat each other for energy to grow and stay healthy	Developing their understanding of scientific enquiry, pupils learn that scientists use a range of skills to answer questions. They discover that microhabitats provide what minibeasts need to survive and carry out a survey to find out where different minibeasts live in the school grounds. They practise asking scientific questions and follow a method to investigate which conditions woodlice prefer. Pupils explore the job role of a botanist by identifying flowering plants.	Building on their knowledge of everyday materials and their properties, pupils recognise that materials are suited to specific purposes and explore how actions such as stretching and bending affect the shape of solid objects. They compare the suitability of materials; gather and record data in tables and block graphs and use their results to answer questions. Children learn about the harmful effects of plastic and explore eco-friendly alternatives.	Studying the life cycles of various animals, children learn what animals need to survive and how they change over time. Pupils collect data that allows them to observe changes in their peers, while also developing their ability to take measurements and record data. They consider how scientific knowledge helps people to make healthy choices.	Carrying out comparative tests, pupils identify the conditions required for seed germination and compare these to the survival needs of plants in later growth phases. Pupils use rulers to measure stem growth and record data in a table. They use their results to conclude that plants need water, light and a suitable temperature to grow and stay healthy. Children identify the stages in a plant's life cycle and discover how humans impact plants in the environment	Identifying ways to reduce, reuse and recycle, children draw on their knowledge of properties to invent creative uses for old objects. They discover some natural materials derived from plants and look at the processes involved in making paper. Using their observational skills, they conduct simple tests to choose the most suitable material for homemade plant pots, venturing outdoors to find natural materials to decorate them.


Upshire Primary School
INSPIRE* EXCITE* ACHIEVE



Science Curriculum Overview

Year 3	Animals, including humans	Forces, Earth and space	Materials	Energy	Plants	Making connections
	<p>Movement and nutrition Studying the human skeleton, children identify key bones and compare them to other animals explaining the role within the body. Pupils explore how changes in muscles result in movement and the implications these discoveries have in the scientific development of prosthetic limbs. They study how energy is used by the body, what constitutes a balanced diet in humans and how research contributes to nutritionist expertise.</p>	<p>Forces and magnets Investigating the movement of vehicles on different surfaces, children learn about the impact of friction and compare uses and drawbacks. They broaden their experience in writing scientific methods and recording data as they investigate contact and non-contact forces. Pupils explore the properties of different magnets and use this to understand their uses.</p>	<p>Rocks and soil Studying rocks and their properties, children learn how to classify rocks and identify how they were formed. They look at the work of palaeontologists to learn about fossil formation and use models to explore how fossils tell us about the past. Pupils investigate the physical properties of rocks and link these to their particular uses. Pupils also explore soil formation, separate soil using a sedimentation jar and test soil drainage.</p>	<p>Light and shadows Identifying examples of light sources, children learn that light is needed to see and how its absence causes darkness. Children investigate reflection and shadow formation, including how different factors affect shadows. They explore how shadows can be used to entertain in the arts and create shadow puppets to recount how different people work or experiment with light.</p>	<p>Plant reproduction Building on their prior knowledge of plant structures, children describe the functions of named parts and use evidence to explain their significance in plant development. Pupils investigate factors that may affect plant growth and how water is transported. They explore how seeds vary and create models to show seed dispersal methods.</p>	<p>Does hand span affect grip strength? Experimenting, analysing data and drawing conclusions allows children to explore the relationship between hand span and grip strength. They test different gloves to improve grip strength and applying their newfound knowledge to design friction gloves, fostering scientific inquiry and problem-solving skills.</p>
Year 4	Animals, including humans	Energy	Materials	Energy	Living things and their habitats	Making connections
	<p>Digestion and food Using models, children describe the function of key organs in the digestive system. Pupils identify the types of human teeth to create their own model and investigate factors that impact our dental health. They compare human teeth to other</p>	<p>Electricity and circuits Exploring appliances that use electricity in their setting, children learn how to work with electricity safely and build circuits. Pupils investigate electrical conductors and insulators and explore the relationship between the number of bulbs and</p>	<p>States of matter Investigating the properties of solids, liquids and gases, children learn about the different states of matter. They explore changes of state using relatable examples and use this to explain changes to water through the water cycle. Pupils investigate the</p>	<p>Sound and vibrations Exploring different ways of producing sounds, children learn about the relationship between vibrations and what they hear. They study dolphins and whales to develop their understanding of how sound travels between objects and investigate</p>	<p>Classification and changing habitats Identifying different ways to group living things, children make classification keys to explore which grouping methods are most effective. Pupils study ways habitats change over time and understand that humans can have both positive</p>	<p>How does the flow of liquids compare? Revising the states of matter, children consider methods for measuring how liquids flow differently from each other. They plan and execute an enquiry, considering different ways of representing</p>

Upshire Primary School
INSPIRE* EXCITE* ACHIEVE



Science Curriculum Overview

	animals' and consider this in the light of prior knowledge about predators, prey and food chains. Children take on the role of a naturalist investigating animal faeces for clues about diet, digestion and dentition.	bulb brightness. Real scenarios and historical discoveries inform children about scientific progression and home safety.	relationship between temperature and rate of evaporation while broadening their experience of working scientifically.	the role of insulation to protect our ears. Pupils explore how pitch and volume can be altered and make their own musical instruments to demonstrate these principles.	and negative effects on their surroundings. They play the role of conservationists and design conservation pamphlets.	data to support a conclusion. Revisiting the digestive system, the children explore how the flow of different liquids should be considered when producing different medicines.
Year 5	Materials		Forces, Earth and space	Living things and their habitats	Forces, Earth and space	Animals, including humans
	Mixtures and separation	Properties and changes	Life cycles and reproduction	Earth and space	Unbalanced forces	Human timeline
	Pupils explore different types of mixtures and the different methods that can be used to separate them. They dissolve a range of substances, identify different solutions and investigate how temperature affects the time taken to dissolve. They design and create a water filter, sieve soil and evaporate solutions.	Broadening their experience of the properties of materials, children investigate hardness, transparency and conductivity and consider how these properties influence the uses of materials. They explore reversible changes, including dissolving and changes of state. Children compare these to irreversible changes, including rusting, burning and mixing vinegar and bicarbonate of soda.	Studying animal life cycles, children learn about the significance of reproduction for a species' survival. Pupils compare asexual and sexual reproduction in plants and grow cuttings to measure and plot root growth over time. Children compare the life cycles of mammals, birds, amphibians and insects identifying key differences. They analyse secondary data to investigate how the amphibian life cycle is affected by predators and climate change.	Exploring some of the key celestial bodies in our Solar System, children learn their names and compare their movements. Pupils discover the relationship between the Earth's rotation and daylight, making models to represent their knowledge. They make their own sundials and consider how and why humans' ideas about the universe have changed over time.	Building on their knowledge of forces, children explore gravity, air resistance and water resistance in more depth and consider the effect of these forces being unbalanced. They demonstrate key principles in the classroom and plan investigations to further their understanding of the effects of these forces. Pupils test their ideas using models and compete to build the most effective pulley system.	Studying human development and changes, children identify key stages and consider what data may help determine if a child is growing normally. They describe how puberty affects girls and boys and produce graphs to compare how gestation periods vary across different mammals, including humans.
					Making Connections	Does the size of an asteroid affect the size of its impact crater?
						Experimenting, analysing data and drawing conclusions to explore the relationship between the size of model asteroids and the size of the impact crater

Upshire Primary School
INSPIRE* EXCITE* ACHIEVE



Science Curriculum Overview

						they create. They apply their understanding of gravity, air resistance and the Earth and space to make predictions and plan and carry out an enquiry.
Year 6	Living things and their habitats	Energy	Living things and their habitats	Energy	Animals, including humans	Making connections
	<p>Classifying big and small Children broaden their knowledge of how vertebrates, invertebrates, plants and micro-organisms are grouped using shared characteristics. They discover how Carl Linnaeus developed the Linnaean and binomial systems for classifying and naming living things. Pupils use and produce classification keys to sort and identify organisms</p>	<p>Light and reflection Proving that light travels in a straight line, children use this information to explain observations of reflection and shadows. They explore how our eyes allow us to see and how mirrors can be used in a variety of ways. Pupils investigate factors affecting the size of shadows and the laws of reflection. Children apply what they have learned about light by exploring real-life uses of mirrors.</p>	<p>Evolution and inheritance Studying patterns in humans and other species, children learn about characteristics that are inherited from parents and those that are environmental. Through the eyes of Darwin and Wallace, pupils understand how observations lead to theories and explore natural selection. By modelling the variation and natural selection of Darwin's finches, they begin to explain how species evolve over time and the role of fossil evidence that supports this theory.</p>	<p>Circuits, batteries and switches Using their prior knowledge of electrical circuits, children learn to draw conventional circuit diagrams and use models to explain current, resistance and voltage. They compare different batteries and consider the effect on bulb brightness. Pupils apply their knowledge of switches and electrical circuits to design and produce their own practical devices</p>	<p>Circulation and health Studying the human circulatory system, children learn about the role of the heart, blood and blood vessels and use models to demonstrate their function. They explore how lifestyle choices affect our health and use secondary sources to advise patients. Pupils devise their own investigation to look at the relationship between exercise and heart rate, applying their knowledge of variables and then analysing secondary data to understand fitness better.</p>	<p>Are some sunglasses safer than others? Exploring sun safety, children investigate the efficacy of different sunglasses. They devise enquiries to test light and UV transmission of the lenses to form a conclusion about which sunglasses are best, applying their knowledge of electrical circuits to provide a light source in the experiment. The children summarise their findings through presentations and advertisements.</p>