



Upshire Primary School
INSPIRE* EXCITE* ACHIEVE



Art & Design Curriculum Overview

	Drawing	Painting and mixed media	Sculpture and 3D	Craft and design
Reception	<p><u>Marvellous marks</u> Exploring mark making and using the language of texture, children use wax crayons to make rubbings and chalk on different surfaces. They use felt tips to explore colour and pencils to create observational drawings of their faces.</p>	<p><u>Paint my world</u> Creating child-led paintings using fingers and natural items as tools, children learn that colours can be mixed and that paintings can be abstract or figurative. They make collages and explore different techniques for using paint when creating splatter pictures.</p>	<p><u>Creation station</u> Manipulating playdough and clay to make animal sculptures and their own creations, children begin to use language associated with forces: push, pull, twist etc. They create natural landscape pictures using items they have found outdoors.</p>	<p><u>Let's get crafty</u> Focussing on process over product, children develop their cutting, threading, manipulation and joining skills in this unit which culminates with designing a flower for a class flower garden.</p>


Upshire Primary School
INSPIRE* EXCITE* ACHIEVE



Art & Design Curriculum Overview

	Autumn	Spring	Summer
Year 1	<p>Drawing Exploring line and shape</p> <p>Exploring line and shape through a range of materials and stimuli, children develop control and creativity as they investigate the work of artists Bridget Riley and Paul Klee. Inspired by these artists, they experiment with expressive mark-making and portrait drawing. They learn how lines can vary in appearance and form shapes, and begin to recognise shapes within forms to help them draw more accurately.</p>	<p>Painting and mixed media Colour splash</p> <p>Exploring colour mixing through paint play, children use a range of tools and work on different surfaces. They create paintings inspired by Clarice Cliff and Jasper Johns.</p>	<p>Sculpture and 3D Paper play</p> <p>Creating simple three-dimensional shapes and structures using familiar materials, children develop skills in manipulating paper and card. They fold, roll and scrunch materials to make their own sculpture inspired by the 'Tree of life' screen at the Sidi Saiyyed Mosque. There are opportunities to extend learning to make a collaborative sculptural piece based on the art of Louise Bourgeois.</p>
Year 2	<p>Drawing Understanding tone and texture</p> <p>Developing drawing skills by exploring and experimenting with a range of materials, children make marks that suggest surface texture and light and dark. They learn how to build a drawing by sketching basic shapes and adding detail, leading to a final observational piece that shows an emerging understanding of shading and texture.</p>	<p>Sculpture and 3D Clay Houses</p> <p>Developing their ability to work with clay, children learn how to create simple thumb pots then explore the work of sculptor Rachel Whiteread and apply her ideas in a final piece that uses techniques such as cutting, shaping, joining and impressing into clay.</p>	<p>Craft and design Map it out</p> <p>Responding to a design brief, children create a piece of art that represents their local area using a map as their stimulus. They learn three techniques for working creatively with materials and at the end of the project, evaluate their design ideas, choosing the best to meet the brief.</p>
Year 3	<p>Painting and mixed media Prehistoric paintings</p> <p>Investigating making their own paints, making tools and painting on different surfaces, the children explore prehistoric art.</p>	<p>Drawing Developing drawing skills</p> <p>Developing drawing skills through observation, shape and tone, children practise drawing objects using simple shapes, building even tones with pencil and adding detail by closely observing pattern and texture. They apply these skills in imaginative plant drawings and then explore how to recreate their ideas as digital artwork.</p>	<p>Ancient Egyptian scrolls</p> <p>Learning about the way colour, scale and pattern influenced ancient Egyptian art, children explore the technique of papermaking to create a papyrus-style scroll. Ideas are extended to create a modern response by designing a 'zine'.</p>

Upshire Primary School
INSPIRE* EXCITE* ACHIEVE



Art & Design Curriculum Overview

Year 4	<p style="text-align: center;">Painting and mixed media Light and dark</p> <p>Developing colour mixing skills, using shades and tints to show form and create three dimensions when painting. Pupils learn about composition and plan their own still life to paint, applying chosen techniques.</p>	<p style="text-align: center;">Sculpture and 3D Mega materials</p> <p>Exploring the way different materials can be shaped and joined, learning about techniques used by artists as diverse as Barbara Hepworth and Sokari Douglas-Camp and creating their own sculptures.</p>	<p style="text-align: center;">Painting and mixed media Light and dark</p> <p>Developing colour mixing skills, using shades and tints to show form and create three dimensions when painting. Pupils learn about composition and plan their own still life to paint, applying chosen techniques.</p>
Year 5	<p style="text-align: center;">Painting and mixed media Portraits</p> <p>Investigating self-portraits by a range of artists, children use photographs of themselves as a starting point for developing their own unique self-portraits in mixed-media.</p>	<p style="text-align: center;">Craft and design Architecture</p> <p>Investigating the built environment through drawing and printmaking, learning about the work of architect Zaha Hadid and creating their own building designs, creatively presenting research on artist Hundertwasser and exploring ideas behind the symbolism of monument design.</p>	<p style="text-align: center;">Drawing I need space (archived)</p> <p>Developing ideas more independently, pupils consider the purpose of drawings as they investigate how imagery was used in the 'Space race' that began in the 1950s. They combine collage and printmaking to create a piece in their own style.</p>
Year 6	<p style="text-align: center;">Drawing Make my voice heard (archived)</p> <p>On a journey from the Ancient Maya to modern-day street art, children explore how artists convey a message. They begin to understand how artists use imagery and symbols as well as drawing techniques like expressive mark making, tone and the dramatic light and dark effect called 'chiaroscuro'.</p>	<p style="text-align: center;">Painting and mixed media Artist study</p> <p>Identifying an artist that interests them, children research the life, techniques and artistic intentions of that individual. Collecting ideas in sketchbooks, planning for a final piece and working collaboratively, they present what they have learnt about the artist.</p>	<p style="text-align: center;">Sculpture and 3D Making Memories</p> <p>Creating a personal memory box using a collection of found objects and hand-sculptured forms, reflecting primary school life with symbolic and personal meaning.</p>